



# Remote User Interface Quick Start Presentation

*For Browser (laptop)*

# GENERAL OVERVIEW

Pan/Zoom Controls

Top Bar Menu

Collaboration Tools

Host Video

Call Controls



# TOP BAR MENU

**Network Connection:**  
Network connection strength



**Participants:**  
Number of participants on an Avail Event



**Refresh:**  
Refresh Network Connection



**Freeze View:**  
Freeze and unfreeze views



**Layouts & Presets:**  
*Layouts:* Choose one or two views to stream (inputs, overhead camera, front camera)

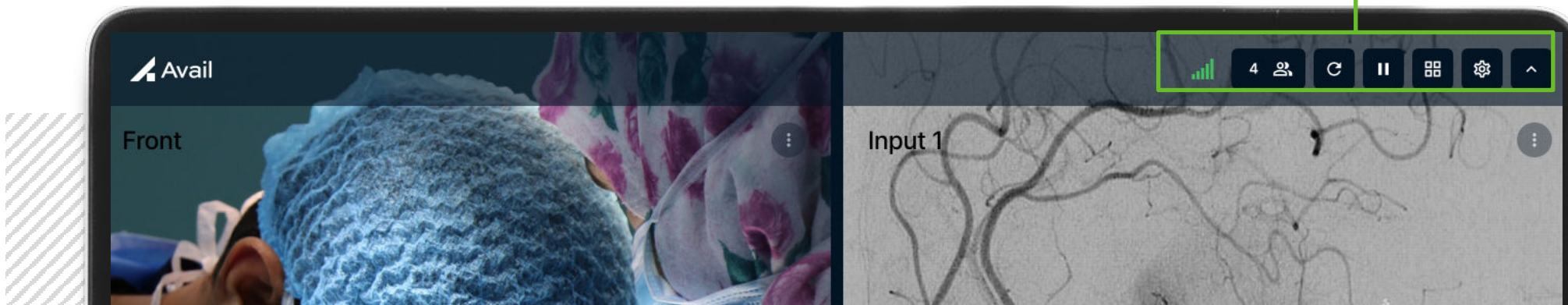
*Presets:* Save views to return to during a case. Delete preset as needed



**Settings:**  
Access audio settings



**Show/Hide icons:**  
Show/hide icons



# PAN/ZOOM CONTROLS



Tap to Display/Collapse Views Controls Popup

**Close:** Closes popup to ☰ icon



**Expand View/Collapse View:**  
Expands one view to full screen or collapses view to display two views



**Zoom Controls:**

Zoom views in and out



**Pan Controls:**

Move views up/down, left/right, or click middle dot to recenter



# COLLABORATION TOOLS



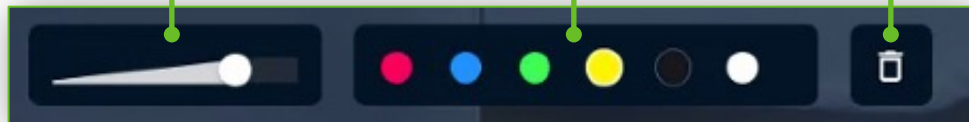
Tap to Display/Collapse Telestration Tools

Telestrate: Tools to draw on views

Width

Color

Erase



Side Chat:\* Click to allow Remote Host & Panelist(s) to converse without the OR hearing the conversation





# HOST VIDEO & CALL CONTROLS



✓ **Host** has the ability to display or minimize their video

✓ Click and drag to **move Host video** around the screen

 **Mic:**  
Mute/unmute yourself

 **Video:**  
Start/stop video

 **Hang Up:**  
Leave event



**THANK YOU!**

